SANITARY TURBINE FLOWMETER

For Reliable Sanitary Liquid Measurement

New High-tech Enterprise

CE

Ex-proof

ISO

APPLICATION

Drink

Distilled Water

Milk

Alcohol

Demineralized Water

WHAT IS A LIQUID TURBINE FLOWMETER?

Turbine Flow Meter is a volumetric measuring turbine type. The flowing fluid engages the rotor causing it to rotate at an angular velocity proportional to the fluid flow rate.

The angular velocity of the rotor results in the generation of an electrical signal (sine wave type) in the pickup.

The summation of the pulsing electrical signal is related directly to total flow. The frequency of the signal relates directly to flow rate.

- Turbine Flow Meter

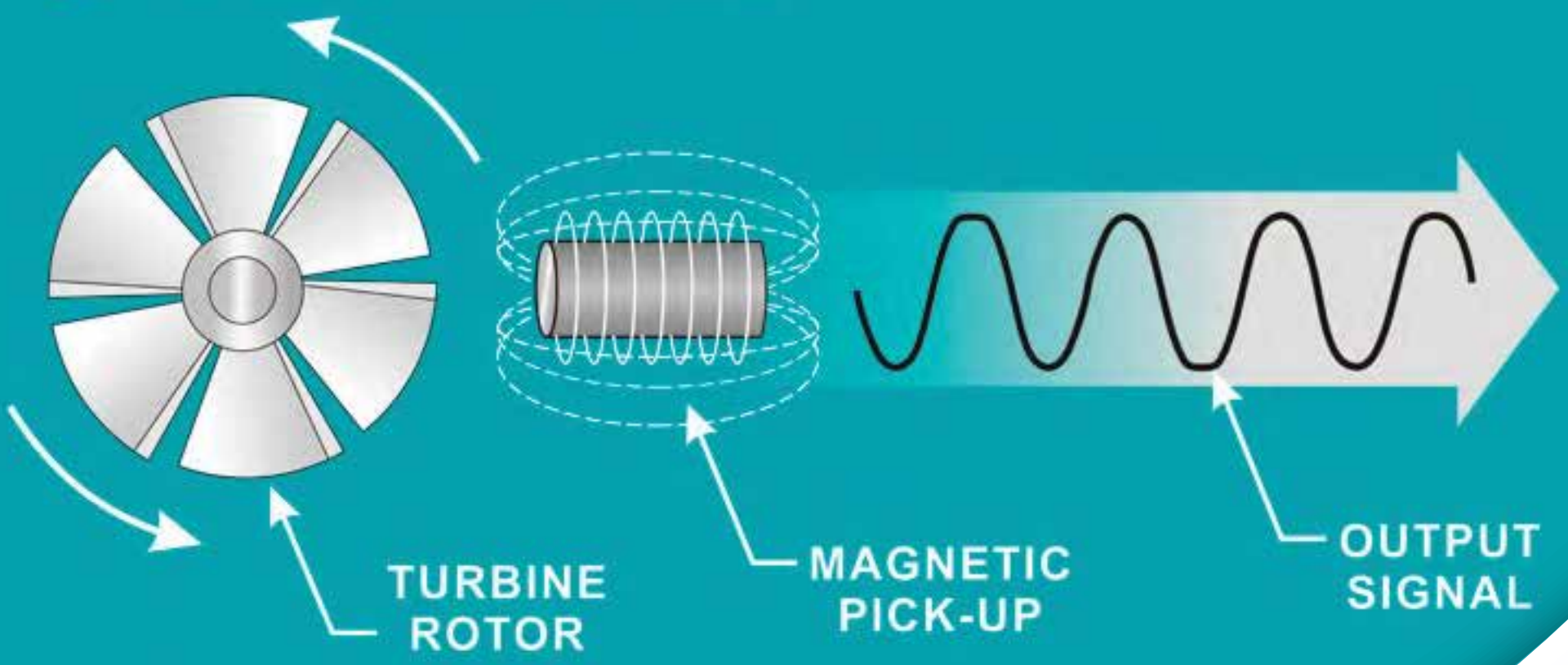

HIGH PRECISON

EVERY DROP IS PRECIOUS

0.5% Accuracy(0.2% Optional)

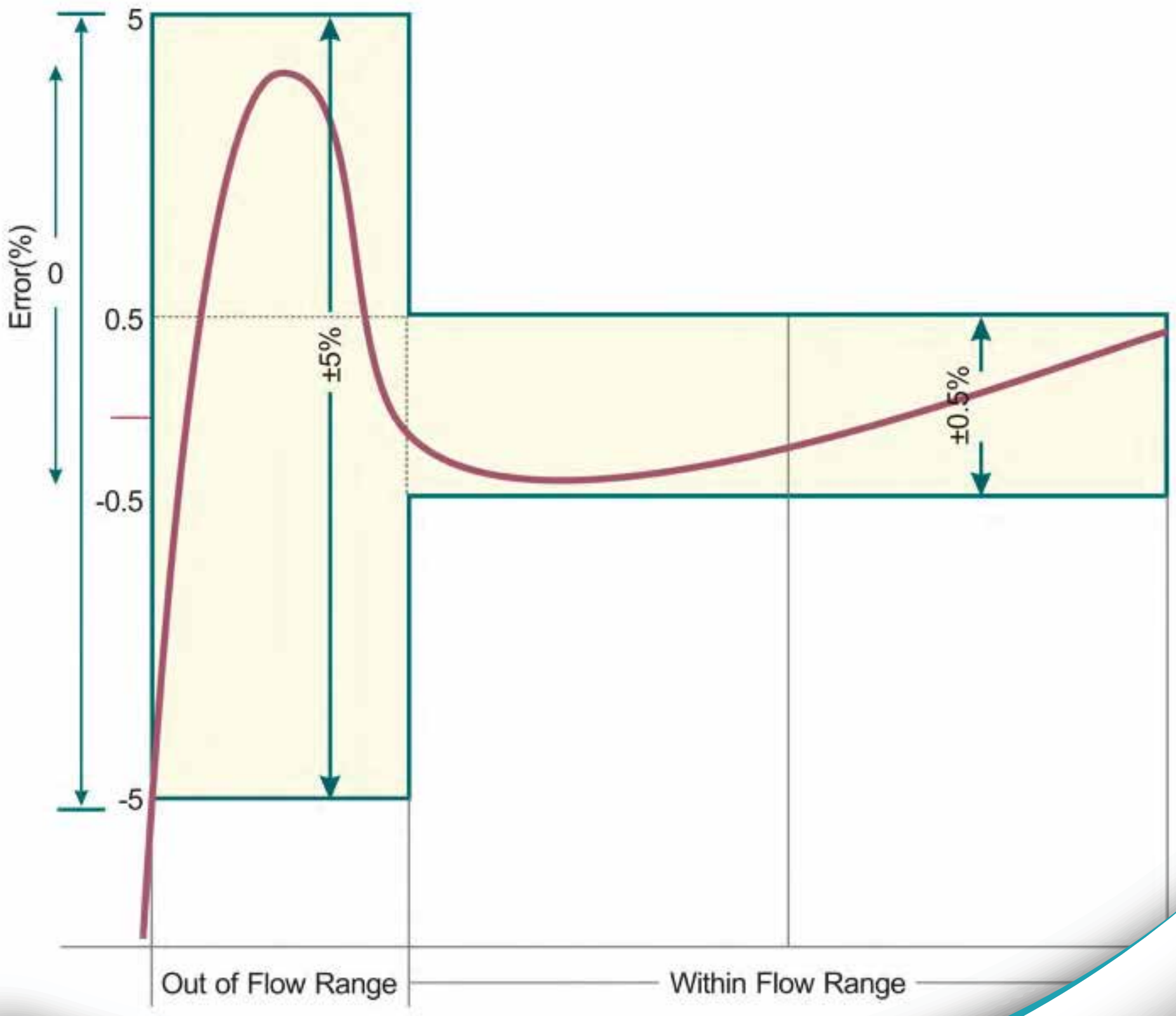

PRODUCT FEATURES

01

Food Grade Material
Standard SS304 (SS316 optional)
High Temperature Disinfection is Allowable

02 Simple Structure Easy Installation and Maintenance

03 Three Line HD LCD Display



1. Low-Power Design LCD
2. Multi-unit free switching, on-site display and analysis

Flow Unit: L, gallon,m3,kg,pound,ton,etc

Time Unit: Hour and Minute

04 Intelligent Transmitter

360°
Rotate Converter,
All-dimensional
Data Observation

Filter& Trigger Gate
Anti-interference

Modular Design,
Convenient for
Maintenance

Dual Power
Supply (Optional)
DC3.6V Battery
+DC24V

Various Outputs

Pulse | 4-20mA | RS485 | HART

05 Flow Sensor

SS304 Material
Optional SS316
Excellent Forging process

Resist High Temperature
up to 150 ℃

Wear Resistance,
Durable life, Anti-rust

Integrated Precision Milling Impeller

Flow Guiding Element

- Stabilizing the flow and minimizing negative effects of turbulence

DN4~DN25: 4-pieces impellers;
Above DN40: 8-pieces impellers

DN32: 6-pieces impellers;

06 Pick-up Sensor

24V+
24V-

Two Wire DC4-20mA

24V+
24V-
Pulse

Three Wire Pulse

PREAMPLIFIER

PULSE COUNTER or BATCHING SYSTEM

Counts pulses and indicates total flow

Gives electrical output for batching operation

FLOWMETER

Pickup coil generates frequency proportional to flow rate

- RS485 OUTPUT
- PRINTER
- 4-20mA OUTPUT
- STRIP CHART RECORDER
- PULSE OUTPUT
- REMOTE TOTALIZER
- ALARM OUTPUTS
- AND MORE

MORE PRODUCTS SHOW

PRODUCT PARAMETER

Technical Parameters

Size	DN4,6,10,15,20,32,40,50,65,80
Accuracy	±0.5% (±0.2% Optional)
Sensor Material	SS304 (SS316L Optional)
Ambient Conditions	Medium temperature:-20℃~+150℃; Atmospheric pressure:86Kpa~106Kpa Ambient temperature:-20℃~+60℃; Relative humidity:5%~90%
Signal Output	Pulse, 4-20mA
Digital Communication	RS485, HART
Power Supply	24V DC/3.6V Lithium Battery
Cable Entry	M20*1.5; 1/2"NPT
Explosion-proof class	Ex d IIC T6 Gb
Protection class	IP65

Flow Range

Diameter (mm)	Standard Range (m^3/h)	Extended Range (m^3/h)	Standard Pressure (Mpa)
DN4	0.04~0.25	0.04~0.4	1.6
DN6	0.1~0.6	0.06~0.6	1.6
DN10	0.2~1.2	0.15~1.5	1.6
DN15	0.6~6	0.4~8	1.6
DN20	0.8~8	0.45~9	1.6
DN25	1~10	0.5~10	1.6
DN32	1.5~15	0.8~15	1.6
DN40	2~20	1~20	1.6
DN50	4~40	2~40	1.6
DN65	7~70	4~70	1.6
DN80	10~100	5~100	1.6

Model Selection

Model Suffix Code										Description
LWGY-										
Diameter										Three Digitals; for example: 010: 10 mm; 015: 15 mm; 080: 80 mm;
Converter	N									No display; 24V DC; Pulse Output
	A									No display; 24V DC; 4-20mA Output
	B									Local display; Lithium Battery Power; No output
	C									Local display; 24V DC Power; 4-20mA Output;
	C1									Local display; 24V DC Power; 4-20mA Output; Modbus RS485 Communication
	C2									Local display; 24V DC Power; 4-20mA Output; HART Communication
Accuracy		05								0.5% of Rate
		02								0.2% of Rate
Flow Range			S							Standard Range: refer to flow range table
			W							Wide Range: refer to flow range table
Body Material				S						SS304
				L						SS316
Explosion Rating					N					Safety Field without Explosion
					E					Ex d IIC T6 Gb
Fluid Temperature									-T1	-20...+80°C
									-T2	-20...+120°C
									-T3	-20...+150°C

Dimension

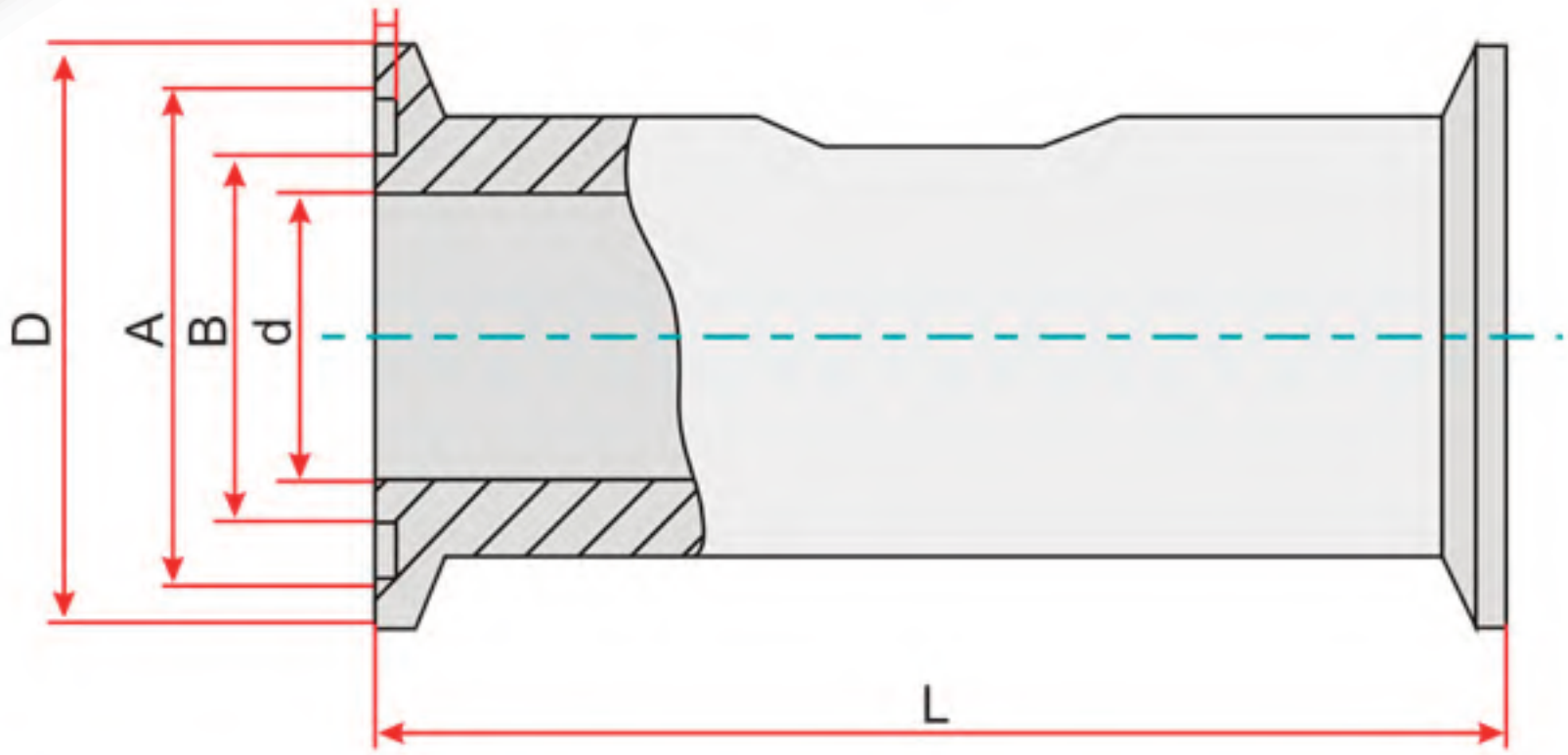

DN	D(mm)	A(mm)	B(mm)	d(mm)	L(mm)
DN4	Dia. 50	OD 45	ID 40.5	4	100
DN6				6	
DN10				10	
DN15				15	
DN20				20	
DN25				25	
DN32				32	
DN40	Dia. 64	Dia. 59	Dia. 54	40	140
DN50	Dia. 77	Dia. 73.5	Dia. 68.5	50	150

Installation Notice

One 90° elbow	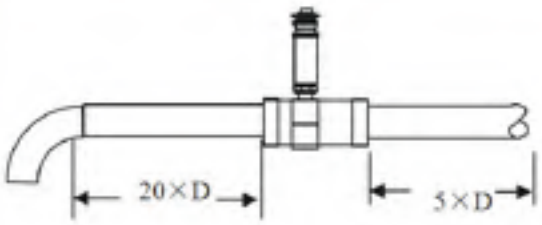	Two 90° elbows for two planes	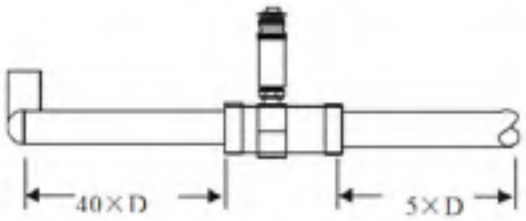
Concentric expander	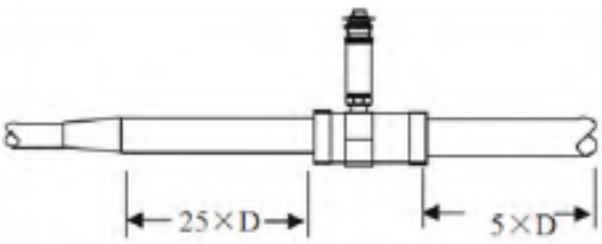	Control valve half-open	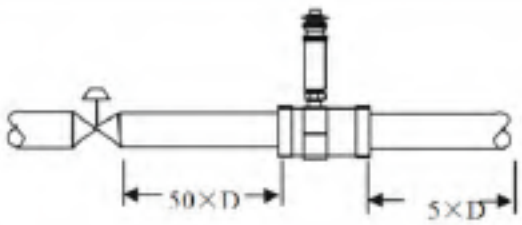
Concentric shrinkage wide open valve	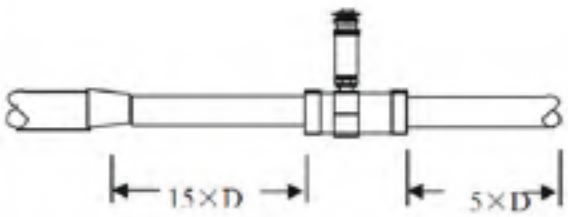	Two 90° elbows for one plane	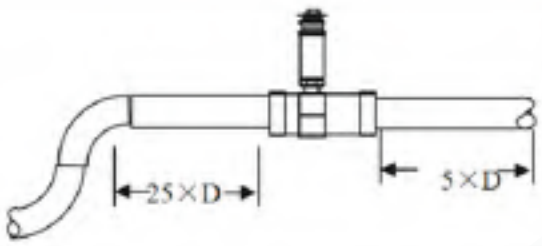

CALIBRATION

Certified Accuracy ±0.2%

CERTIFICATE

Liquid Turbine Flow Meter CE

Liquid Turbine Flow Meter Ex-proof

GOODS DELIVERY

5,000 sets/month Production Capacity
Suit to ship by Air,Sea and Land Carriage

SERVICE

- Offer professional model selection
- Provide installation video
- 2 Years warranty
- 24 hour appointed personal service
- Full refund in case of bad quality
- Sign confidentiality agreement,keep your business secret
- Accept various payment method,convenient for business transaction

T/T WESTERN UNION PayPal MasterCard MoneyGram L/C Cash VISA

Fevzi Çakmak Mah. Aslım Cad. Atiker 1 San. Sit. o: 40/Z Karaay / Konya
Tel : (332) 235 18 88 E - Posta : info@vfaelektronik.com